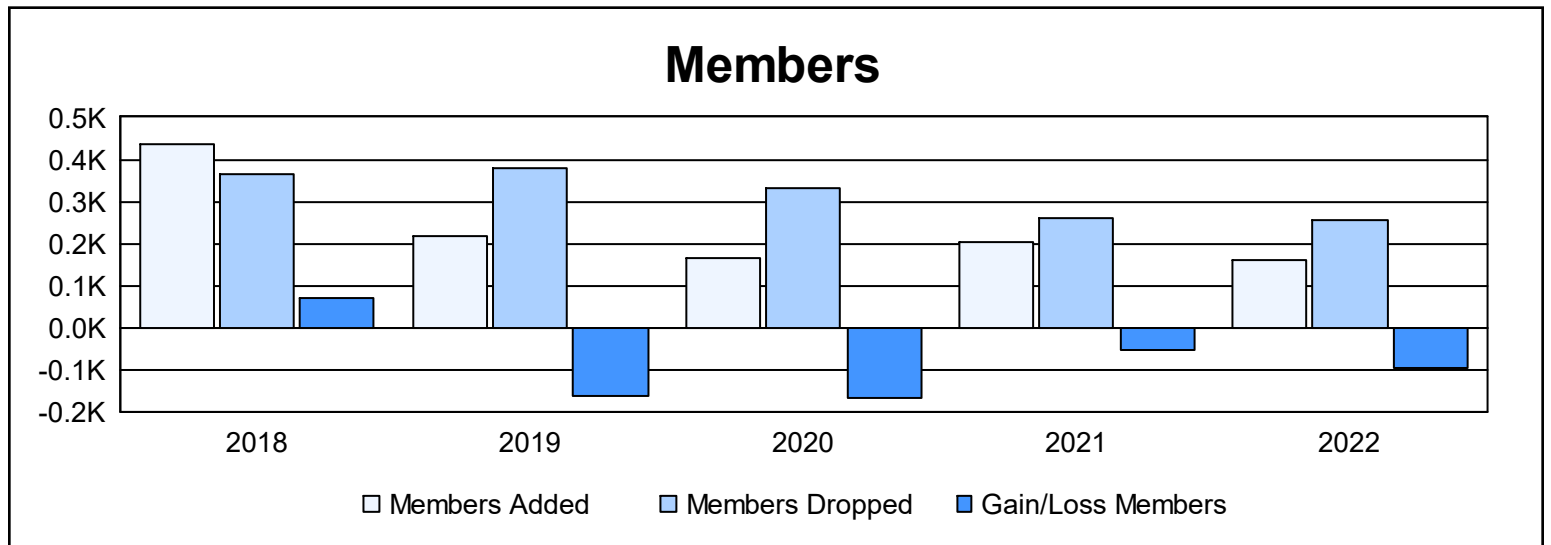
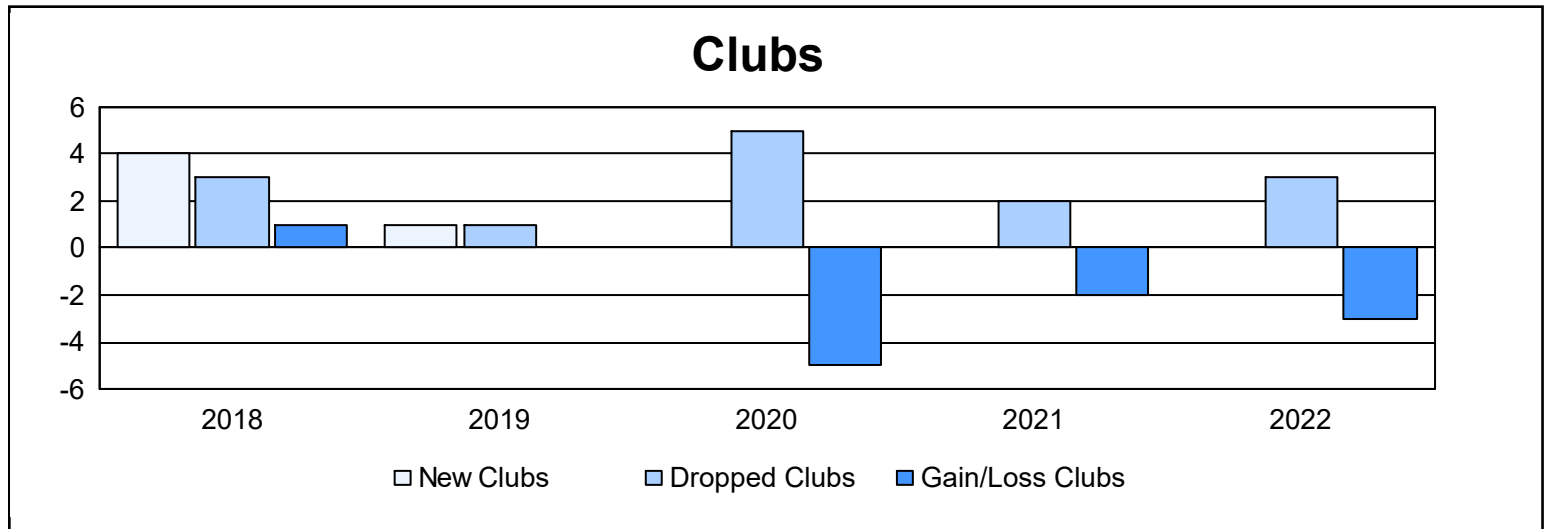
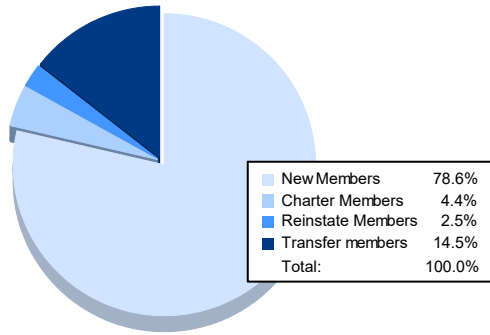


Year	New Clubs	Dropped Clubs	Gain/ Loss Clubs	New Members	Charter Members	Reinstate Members	Transfer Members	Total Member Added	Total Members Dropped	Gain/ Loss Members
2017-2018	4	3	1	239	144	12	40	435	363	72
2018-2019	1	1	0	148	41	8	22	219	380	-161
2019-2020	0	5	-5	132	3	12	16	163	332	-169
2020-2021	0	2	-2	165	3	8	27	203	258	-55
2021-2022	0	3	-3	125	7	4	23	159	255	-96
<b>Average</b>	<b>1</b>	<b>3</b>	<b>-2</b>	<b>162</b>	<b>40</b>	<b>9</b>	<b>26</b>	<b>236</b>	<b>318</b>	<b>-82</b>



### Membership Composition June 2022 Cumulative



### Gender Composition June 2022 Cumulative

